



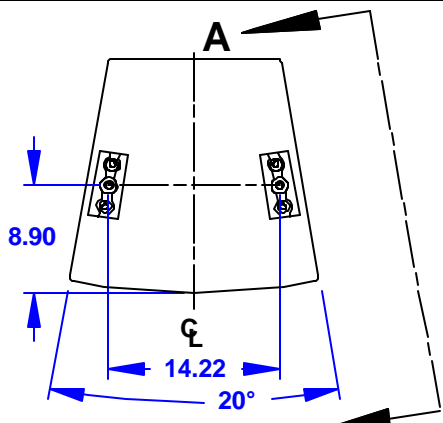


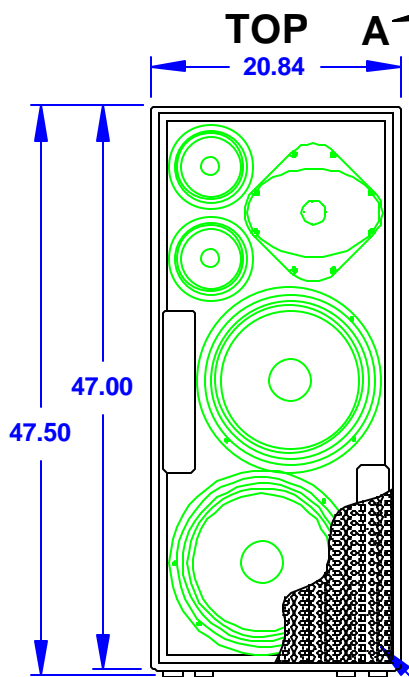
REV	DESCRIPTION	APVD/DATE
E	ORACLE REVISION CONVERSION DRAWING WAS REV 4 PER ECO 5151 SS 6/11/01	ES 6/13/01

**NOTES:**

1. SYMBOL  INDICATES 4.00 X 1.35 FLY TRACK.
2. SYMBOL  INDICATES MOUNTING POINT, 3/8-16 THREADED HOLE.
3. SYMBOL  INDICATES RUBBER FOOT.
4. SYMBOL  INDICATES CENTER OF BALANCE.
5. WEIGHT APPROX 165 LBS.
6. SHIPPING WEIGHT APPROX. 173 LBS.

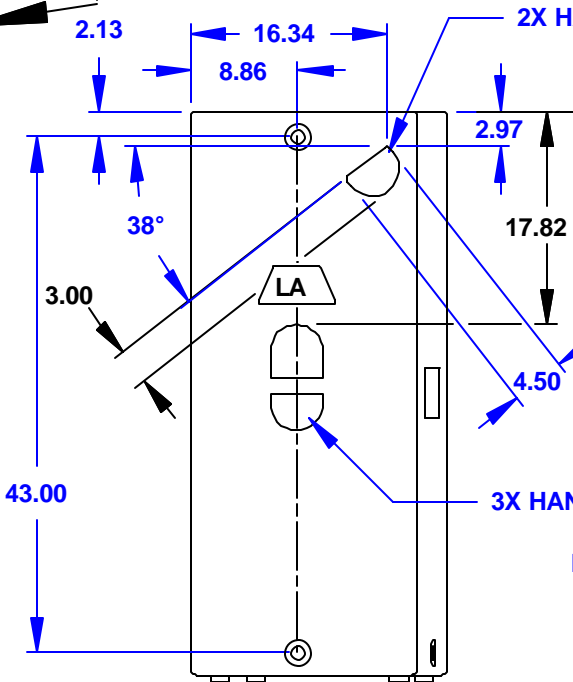


**TOP**



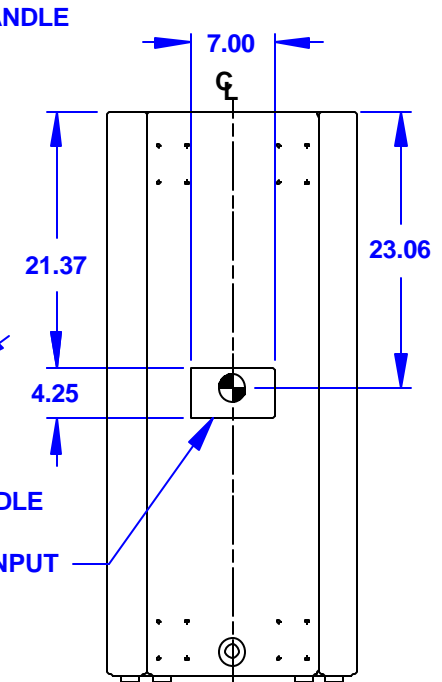
**FRONT**

GRILLE PARTIALLY SHOWN

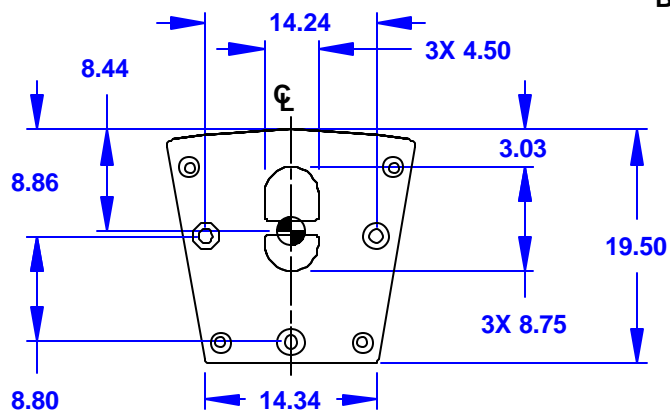


**VIEW A-A**

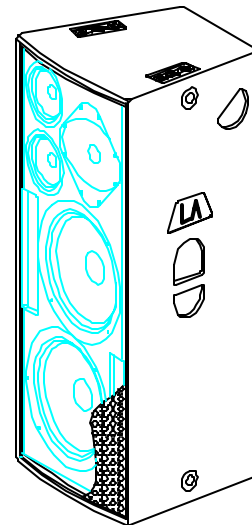
DIMMENSIONS APPLY TO BOTH SIDES



**BACK**



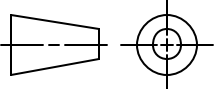
**BOTTOM**



**LA325**

DOCUMENT CONTROL PER SPECIFICATION 4.5.201

THIRD ANGLE PROJECTION



UNLESS OTHERWISE SPECIFIED:  
ALL DIMENSIONS ARE IN INCHES

TOLERANCE IN INCHES  
.XX ± .13  
ANGLES ± 1°

(X.XX) = REF DIMS  
NO TOLERANCE IMPLIED

T.S.C.=THEORETICAL SHARP CORNER  
DIMENSIONS ACROSS CENTERLINES  
TO BE SYMMETRICAL

STATUS: **PRODUCTION**

APPROVALS DATE

DRAWN: JWB 4/4/96

CHECKED: MC 7/24/95

DES ENG: N/A N/A

MFG ENG: N/A N/A

**EA**W EASTERN ACOUSTIC WORKS  
ONE MAIN STREET  
WHITINSVILLE, MA 01588 USA

TITLE:  
CABINET/FINISHED/BLACK/LA325  
[MECHANICALSPECIFICATION]

**A** SHEET 1 OF 1 SCALE: 1 TO 16

DRAWING NUMBER: 510024 REVISION: E

THIS DRAWING IS THE PROPERTY OF EAW AND SHALL NOT BE COPIED, REPRODUCED, OR USED AS THE BASIS FOR MANUFACTURE OR SALE OF APPARATUS WITHOUT WRITTEN AUTHORIZATION. DO NOT SCALE DRAWING.