

1

2

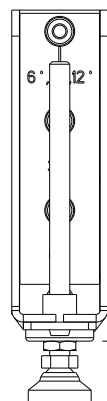
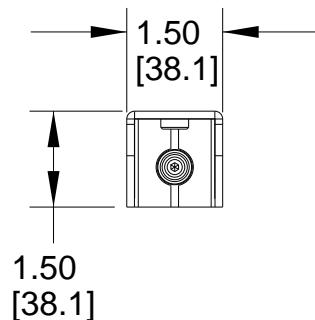
3

4

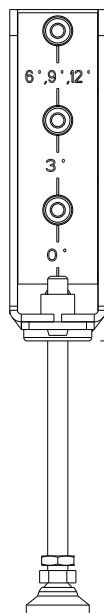
REV	CHANGE NUMBER	DATE
A	ECOWHT5324	3/4/09

## NOTE:

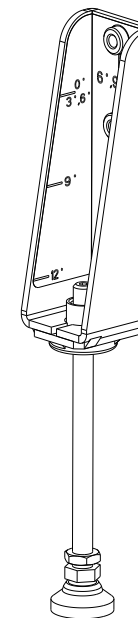
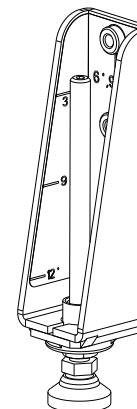
1. KIT CONTAINS (4) BRACKETS, (4) LEVELING FEET,  
(2) LEVELS, AND ASSEMBLY HARDWARE.



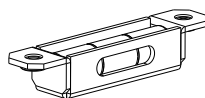
0.94 MIN  
[24.0]



4.30 MAX  
[109.3]

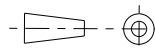


## FOOT BRACKETS WITH LEVELING FEET INSTALLED



LEVEL

THIRD ANGLE PROJECTION



THE INFORMATION CONTAINED  
HEREIN IS PROPRIETARY AND  
CONFIDENTIAL PROPERTY OF  
LOUD TECHNOLOGIES, INC.  
ALL RIGHTS RESERVED

UNLESS OTHERWISE SPECIFIED:  
ALL DIMENSIONS ARE IN INCHES  
DUAL [MM] DIMENSIONS  
FOR REF ONLY

TOLERANCE IN INCHES  
LINEAR  $\pm 0.13$  in /  $\pm 3.3$  mm  
ANGLES  $\pm 1^\circ$

(X.XX) = REF DIMS  
NO TOLERANCE IMPLIED

TSC = THEORETICAL SHARP CORNER

DIMENSIONS ACROSS CENTERLINES  
TO BE SYMMETRICAL

**EAW**

www.eaw.com

TITLE:  
DWG CUSTOMER FB172  
GROUND STACK KIT  
[MECHANICAL SPECIFICATION]

**A**

SHEET 1 OF 1

SCALE:  
0.500

DRAWING NUMBER:

0020646-CD

REVISION:

A

PRO ENGINEER