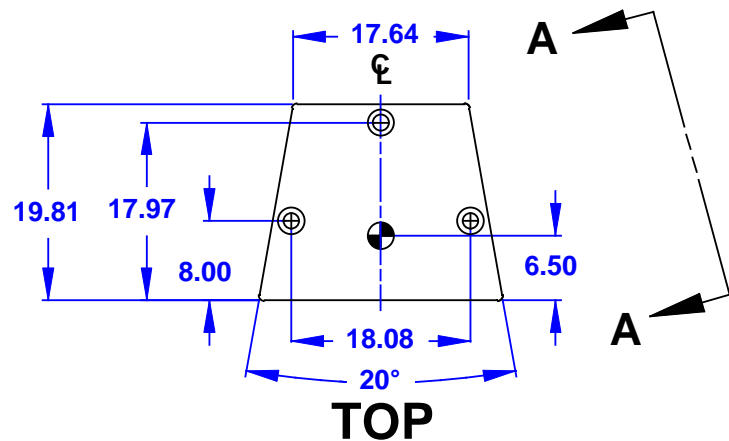
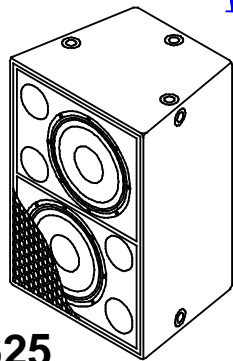
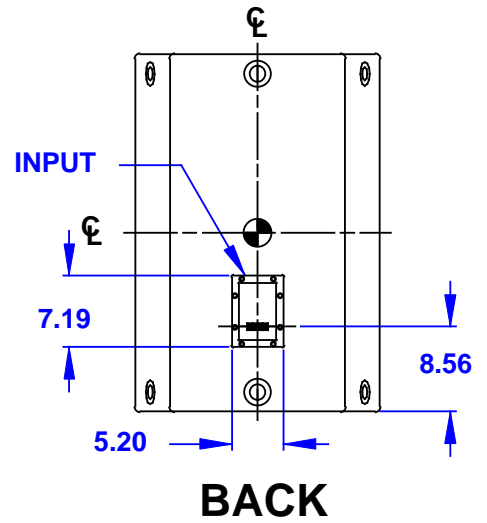
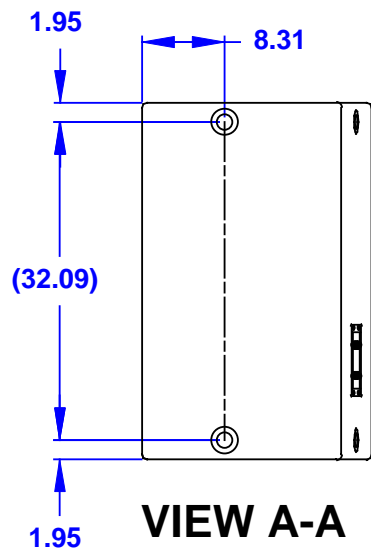
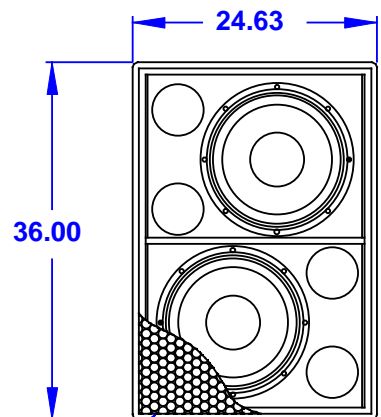


REV	DESCRIPTION	APVD/DATE
1	UPDATED DWG TO CURRENT DESIGN STANDARDS PER ECO #4394 DM 2/2/00	KFH 2/24/00



- NOTES:**
1. SYMBOL ⊙ INDICATES MOUNTING POINT, 3/8-16 THREADED HOLE (PI ANGLE).
 2. SYMBOL ● INDICATES CENTER OF BALANCE.
 3. WEIGHT APPROX. 129 LBS.
 4. SHIPPING WEIGHT APPROX. 135 LBS.

DIMENSIONS APPLY TO TOP AND BOTTOM



AS625

THIRD ANGLE PROJECTION

THIS DRAWING IS THE PROPERTY OF EAW AND SHALL NOT BE COPIED, REPRODUCED, OR USED AS THE BASIS FOR MANUFACTURE OR SALE OF APPARATUS WITHOUT WRITTEN AUTHORIZATION. DO NOT SCALE DRAWING.

UNLESS OTHERWISE SPECIFIED: ALL DIMENSIONS ARE IN INCHES

TOLERANCE IN INCHES
.XX ± .13
ANGLES ±1°

(X.XX) = REF DIMS
NO TOLERANCE IMPLIED

T.S.C.=THEORETICAL SHARP CORNER

DIMENSIONS ACROSS CENERLINES TO BE SYMMETRICAL

STATUS: PRODUCTION	
APPROVALS	DATE
DRAWN: JRM	2/29/98
CHECKED: PSN	3/2/98
DES ENG: ZC	3/2/98
MFG ENG: KRV	3/2/98

EAW EASTERN ACOUSTIC WORKS
ONE MAIN STREET
WHITINSVILLE, MA 01588 USA

TITLE:
CABINET/FINISHED/AS625
[MECHANICAL SPECIFICATION]

A SHEET 1 OF 1 SCALE: 1 TO 18

DRAWING NUMBER: 510621 REVISION: 1

DOCUMENT CONTROL PER SPECIFICATION 4.5.201