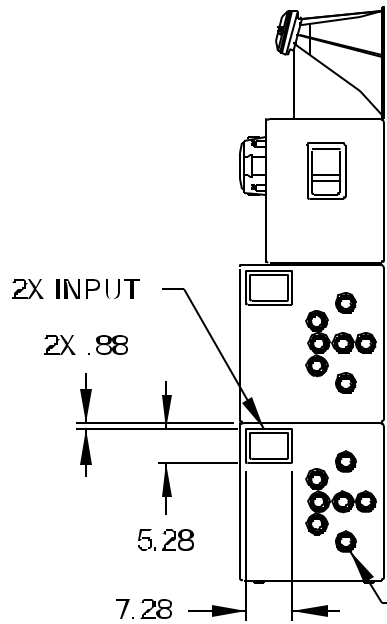


REV	DESCRIPTION	APVD/DATE
A	NEW ISSUE PER DSR 00-722 MFL 5/26/00	KFH 5/26/00



2X INPUT
2X .88

5.28

7.28

LEFT SIDE

MOUNTING POINTS
FOR 2WAY
CONFIGURATION

EAW 997159
CSC-HF

EAW 997158
CSC-MF

EAW 997157
CSC-LF

EAW 997157
CSC-LF

32.00

90.25

72.00

49.25

24.50

FRONT

6.14

3X HANDLE

3.69

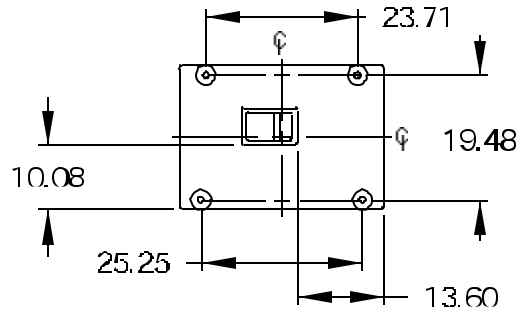
8.75

ACCESS
PANFI



5.84

RIGHT SIDE

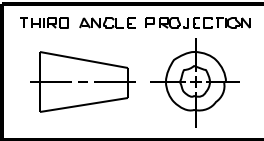
BACK



BOTTOM

NOTES:
1. SYMBOL  INDICATES RUBBER FOOT.
2. SYMBOL  INDICATES MOUNTING POINT,
3/8-16 THREADED HOLE RIVNUT

DOCUMENT CONTROL PER SPECIFICATION 4.5.201



THIS DRAWING IS THE PROPERTY
OF EAW AND SHALL NOT BE
COPIED, REPRODUCED, OR USED
AS THE BASIS FOR MANUFACTURE
OR SALE OF APPARATUS WITHOUT
WRITTEN AUTHORIZATION. DO NOT
SCALE DRAWING.

UNLESS OTHERWISE SPECIFIED;
ALL DIMENSIONS ARE IN INCHES
TOLERANCE IN INCHES
XX ± .13
ANGLES ± 1°

(XXX) = REF DIMS
NO TOLERANCE IMPLIED
T.S.C. - THEORETICAL SHARP CORNER
DIMENSIONS ACROSS CENTERLINES
TO BE SYMMETRICAL

STATUS: PROTOTYPE	
APPROVALS	DATE
DRAWN: MFL	5/26/00
CHECKED:	
DES ENG:	
MFG ENG:	

EAW EASTERN ACOUSTIC WORKS
ONE MAIN STREET
WHITNSVILLE, NA 01588 USA

TITLE:
SYSTEM/CSC923
[MECHANICAL SPECIFICATION]

A	SHEET 1 OF 1	SCALE: 1 TO 30
DRAWING NUMBER: 997165		REVISION: A