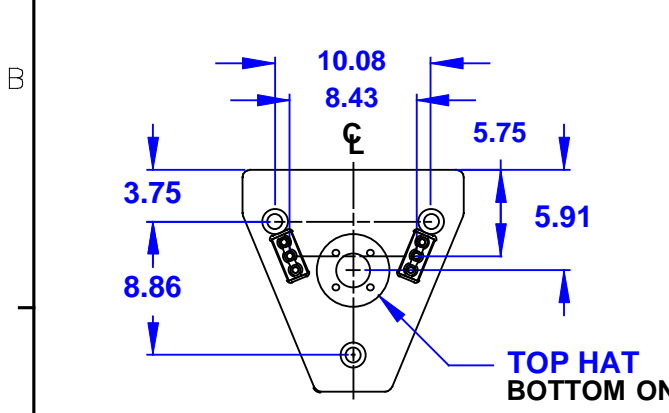
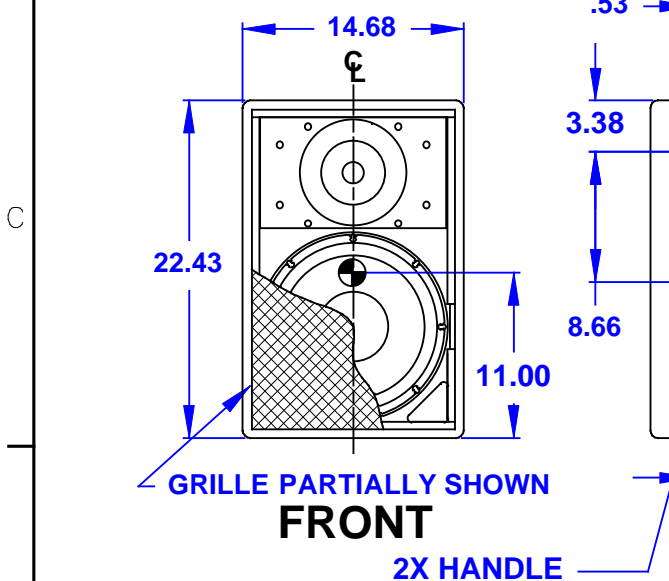
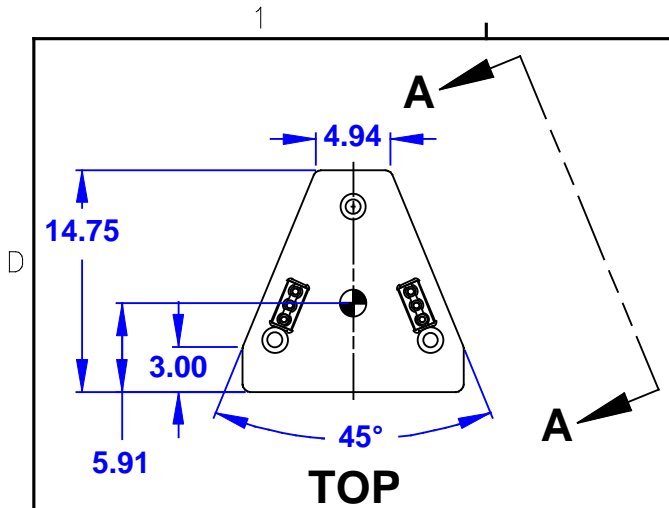



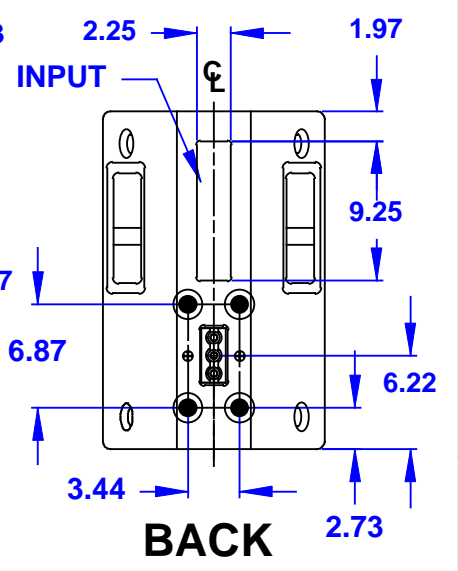
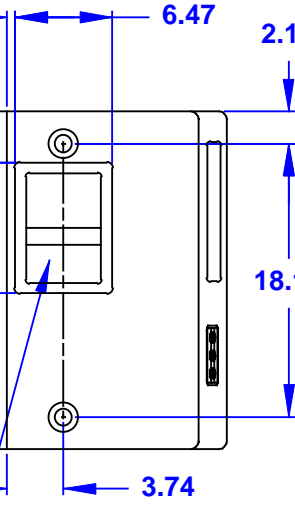
REV	DESCRIPTION	APVD/DATE
4	UPDATED DRAWING TO CURRENT STANDARDS PER ECO 5116 SS 2/23/01	KFH 3/8/01

**NOTES:**

1. SYMBOL  $\odot$  INDICATES MOUNTING POINT, 3/8- 16THREADED HOLE (PI ANGLE).
2. SYMBOL  $\oplus$  INDICATES MOUNTING POINT, 3.00 X 1.35 (FLYTRACK).
3. SYMBOL  $\bullet$  INDICATES 3/8 16 RIVNUT FOR OMNI MOUNT 300 SERIES.
4. SYMBOL  $\oplus$  INDICATES CENTER OF BALANCE.
5. WEIGHT APPROX. 73 LBS.
6. SHIPPING WEIGHT APPROX. 80 LBS.



**DIMENSIONS APPLY TO TOP & BOTTOM**



**JF200e**

DOCUMENT CONTROL PER SPECIFICATION 4.5.201

THIRD ANGLE PROJECTION

THIS DRAWING IS THE PROPERTY OF EAW AND SHALL NOT BE COPIED, REPRODUCED, OR USED AS THE BASIS FOR MANUFACTURE OR SALE OF APPARATUS WITHOUT WRITTEN AUTHORIZATION. DO NOT SCALE DRAWING.

UNLESS OTHERWISE SPECIFIED: ALL DIMENSIONS ARE IN INCHES

TOLERANCE IN INCHES  
.XX ± .13  
ANGLES ± 1°

(X.XX) = REF DIMS  
NO TOLERANCE IMPLIED

T.S.C.=THEORETICAL SHARP CORNER

DIMENSIONS ACROSS CENTERLINES TO BE SYMMETRICAL

STATUS: <b>PRODUCTION</b>	
APPROVALS	DATE
DRAWN: RAS	9/19/96
CHECKED: JWB	9/20/96
DES ENG: DWG	9/24/96
MFG ENG: WD	10/3/96

**EAW** EASTERN ACOUSTIC WORKS  
ONE MAIN STREET  
WHITINSVILLE, MA 01588 USA

TITLE:  
CABINET/FINISHED/JF200e  
[MECHANICAL SPECIFICATION]

**A** SHEET 1 OF 1 SCALE: 1 TO 12

DRAWING NUMBER: 510301 REVISION: 4