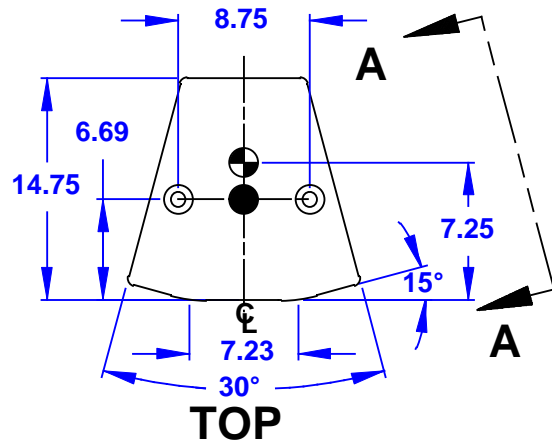


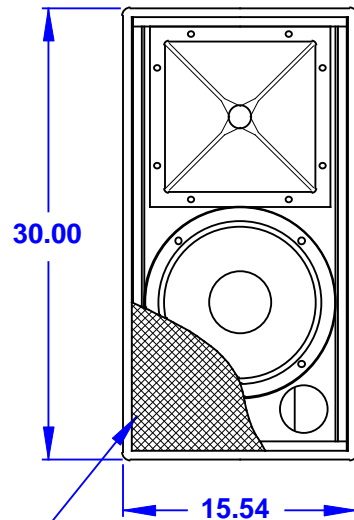
REV	DESCRIPTION	APVD/DATE
A	REVISED PER DSR #00-977 DM 8/15/00.	KHF 8/31/00

**NOTES:**

1. SYMBOL ● INDICATES MOUNTING POINT, 3/8-16 THREADED HOLE (NUT PLATE).
2. SYMBOL ⊙ INDICATES MOUNTING POINT, 3/8-16 THREADED HOLE (PI ANGLE).
3. SYMBOL ⊕ INDICATES CENTER OF BALANCE.
4. WEIGHT APPROX. 60 LBS.
5. SHIPPING WEIGHT APPROX. 70 LBS.

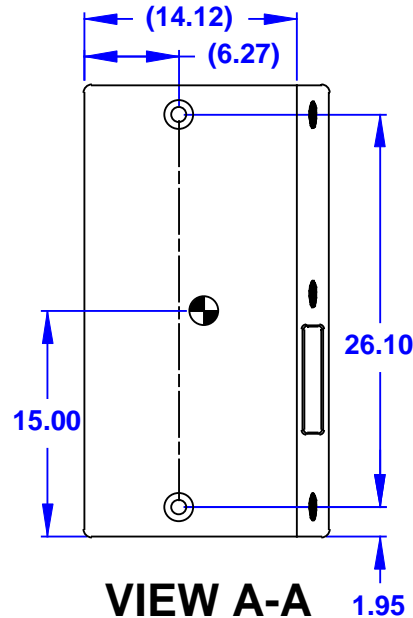


**TOP**  
DIMENSIONS APPLY TO TOP & BOTTOM

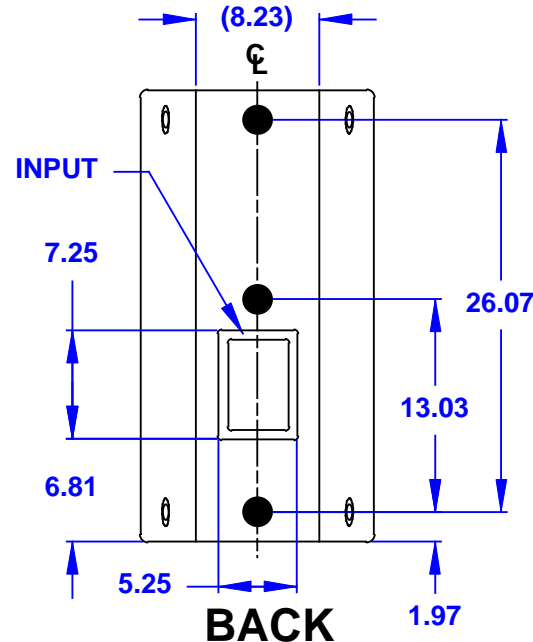


GRILLE PARTIALLY SHOWN

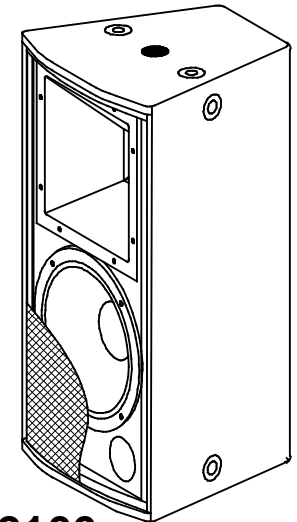
**FRONT**



**VIEW A-A**  
DIMENSIONS APPLY TO BOTH SIDES

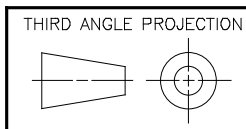


**BACK**



**MK2166**

DOCUMENT CONTROL PER SPECIFICATION 4.5.201



THIS DRAWING IS THE PROPERTY OF EAW AND SHALL NOT BE COPIED, REPRODUCED, OR USED AS THE BASIS FOR MANUFACTURE OR SALE OF APPARATUS WITHOUT WRITTEN AUTHORIZATION. DO NOT SCALE DRAWING.

UNLESS OTHERWISE SPECIFIED; ALL DIMENSIONS ARE IN INCHES  
TOLERANCE IN INCHES  
.XX ± .13  
ANGLES ± 1°

(X.XX) = REF DIMS  
NO TOLERANCE IMPLIED  
T.S.C.=THEORETICAL SHARP CORNER  
DIMENSIONS ACROSS CENTERLINES TO BE SYMMETRICAL

STATUS: <b>PROTOTYPE</b>	
APPROVALS	DATE
DRAWN: DM	8/15/00
CHECKED:	
DES ENG:	
MFG ENG:	

**EAW** EASTERN ACOUSTIC WORKS  
ONE MAIN STREET  
WHITINSVILLE, MA 01588 USA

TITLE:  
CABINET/FINISHED/MK2166  
[MECHANICAL SPECIFICATION]

<b>A</b>	SHEET 1 OF 1	SCALE: 1 TO 12
DRAWING NUMBER: 509061		REVISION: A