

1


2

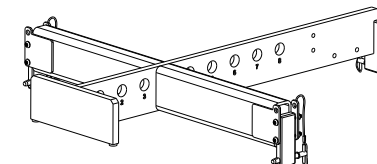
3

4

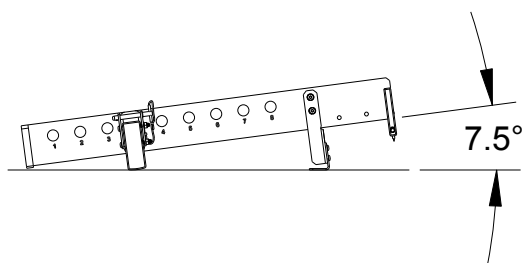
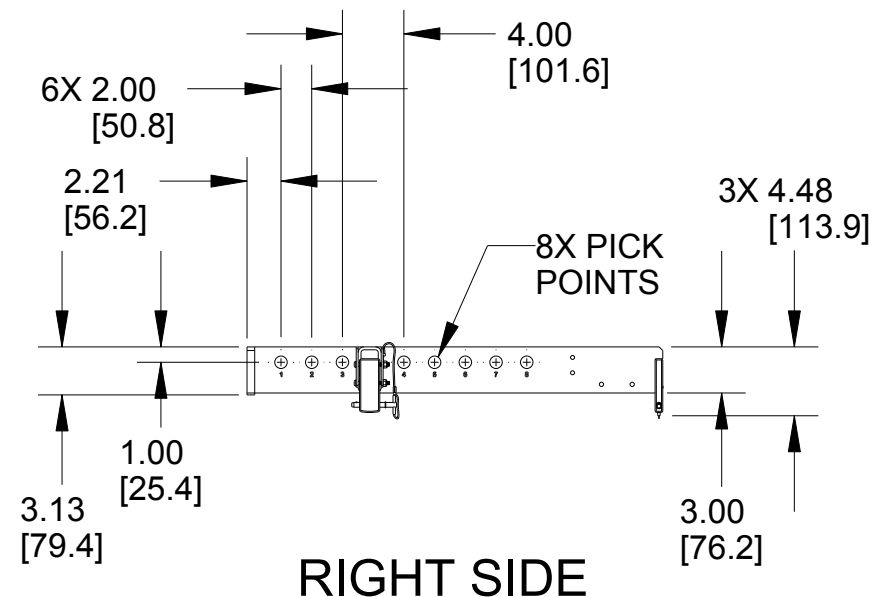
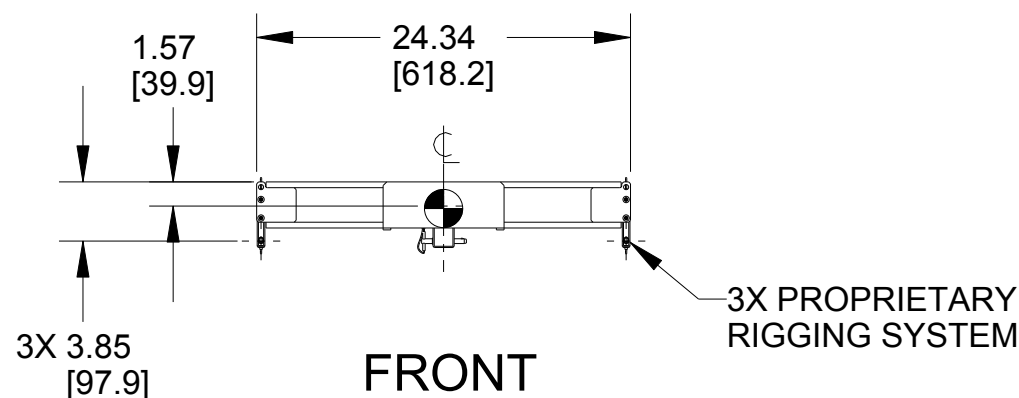
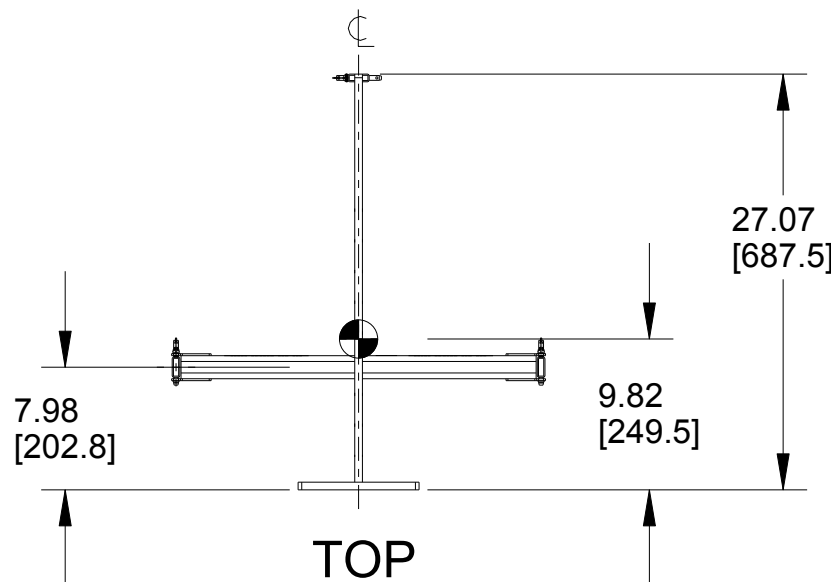
REV	CHANGE NUMBER	DATE
A	ECOWHT7098	12/21/10

NOTES:

1. SYMBOL  INDICATES CENTER OF BALANCE.
2. WEIGHT APPROX. 26 lb [11.8 kg].
3. SHIPPING WEIGHT APPROX. 33 lb [15.0 kg].

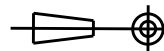


FB221



WITH INCLUDED, REMOVABLE,
GROUND STACK FOOT

THIRD ANGLE PROJECTION



THE INFORMATION CONTAINED
HEREIN IS PROPRIETARY AND
CONFIDENTIAL PROPERTY OF
LOUD TECHNOLOGIES, INC.
ALL RIGHTS RESERVED

UNLESS OTHERWISE SPECIFIED:
ALL DIMENSIONS ARE IN INCHES
DUAL [MM] DIMENSIONS
FOR REF ONLY

TOLERANCE IN INCHES
LINEAR ± 0.13 in / ± 3.3 mm
ANGLES $\pm 1^\circ$

(X.XX) = REF DIMS
NO TOLERANCE IMPLIED

TSC = THEORETICAL SHARP CORNER

DIMENSIONS ACROSS CENTERLINES
TO BE SYMMETRICAL

EAW

www.eaw.com

TITLE:

DWG CUSTOMER FB221
[MECHANICAL SPECIFICATION]

A

SHEET 1 OF 1

SCALE:
0.080

DRAWING NUMBER:

2036412-CD

REVISION:

A

PRO ENGINEER