



# Usage Instructions PLT74K Caster Pallet

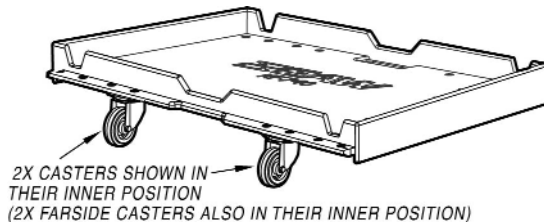
## 1. Outer Caster Position (Default):

The PLT74K Caster Pallet is shipped with its four (4) Casters in their Outer Position for increased stability and functionality.



## 2. Inner Caster Positions:

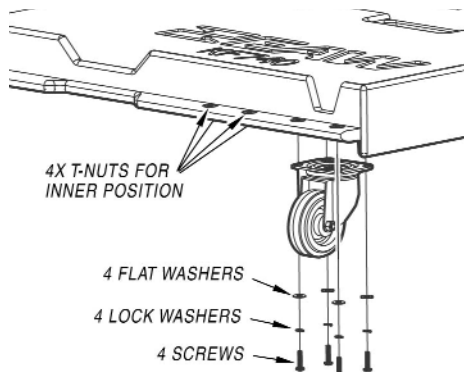
The four (4) Casters may be moved to their Inner Position for use on narrow truck ramps.



## 3. Changing the Four (4) Caster Positions:

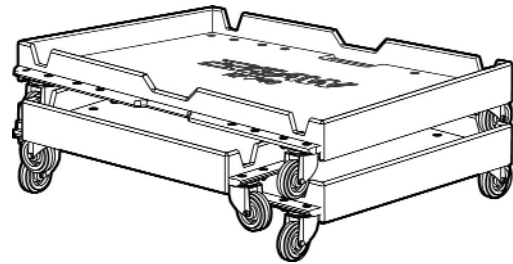
The 4 Casters may be repositioned by

1. Removing their 4 Screws, Lock and Flat Washers.
2. Aligning the Caster to the Inner T-Nuts.
3. Reattaching the 4 Screws, Lock and Flat Washers, then tightening the 4 Screws to 27 lb-in (3 N-m).
4. Repeat Steps 1 through 3 for all four (4) Casters.



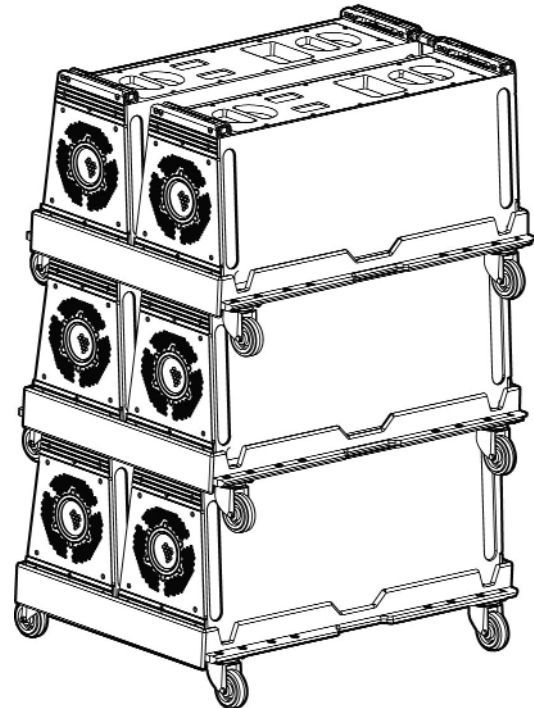
## 4. Stacking Pallets:

With Casters in the Outer Position stack Pallets by rotating each Pallet 90° successively. The bottom Pallet may have the Casters in the either position.



## 5. Stacking KF740 Loudspeakers on their Pallets:

Two (2) KF740 Loudspeakers and their Pallet may be staked up to 3 sets high. Please be aware of stability on ramps in this configuration.



If you have questions about these PLT74K Caster Pallet Usage Instructions please contact the EAW Application Support Group:

The Laws of Physics | The Art of Listening



One Main Street, Whitinsville, MA 01588 tel: 800 992 5013 / 508 234 6158 fax: 508 234 8251 web: [www.eaw.com](http://www.eaw.com) e-mail: [asg@eaw.com](mailto:asg@eaw.com)

RD0502 (A) SEPT 09

EAW is the worldwide technological and market leader in the design and manufacture of high-performance professional loudspeaker systems.